



THE
strata
COLLECTION

lighting | vessels

SEW CERAMICS

strata lamp COLLECTION

BASE MATERIALS

Unglazed layered stoneware clay. Up to 5 different clay bodies

BASE OPTIONS (sizes are approximate and may vary up to an inch depending on firing and clay body)



APEX
large cylinder - 7x7x22

***shown here with 1x1x8 ceramic base and custom shade



RISE
small cylinder - 7x7x14

***shown here with 1x1x8 ceramic base.



HALO
large orb - 10x10x9

***shown here with 1x1x4 ceramic base and 2x1x5 ceramic neck



ASCENT
small cylinder with rounded neck - 5x5x7

SHADE INCLUDED



White Hardback Drum
16x16x12



Off White Boucle Tapered
6x19x10



Burlap Drum Shade
10x12x8




Sandstone Linen Tapered
6x11x8.25


FINISH OPTIONS (Each design is unique. Patterns vary)



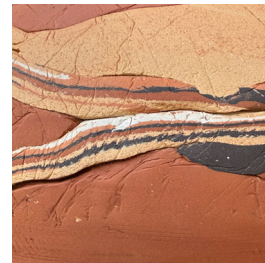
Canyon Sand
Light sedimentary clay with warm undertones



Basalt Shadow
Deep charcoal clay with layered depth

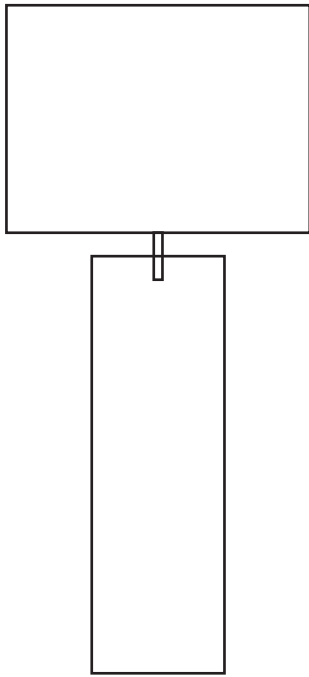


Dover White
Soft mineral white with subtle movement

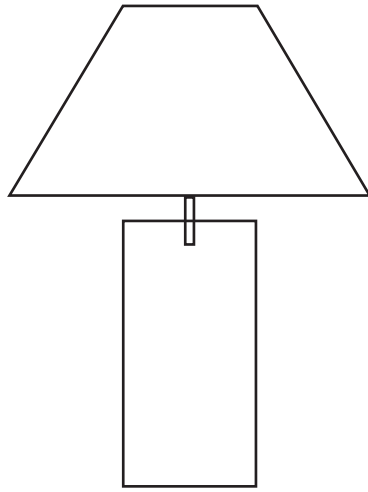


Red Rock
Warm iron-rich clay with natural variation

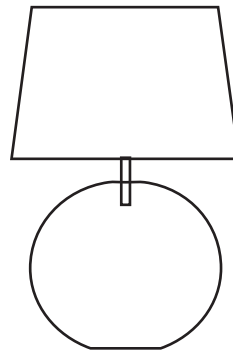
TRAD/RETAIL PRICING | PLACEMENT PROGRAM



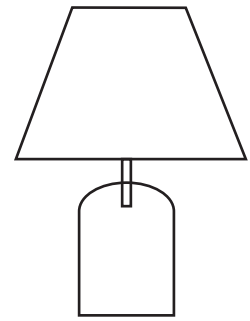
APEX



RISE



HALO



ASCENT

Base

large cylinder
7x7x22

small cylinder
7x7x14

large orb
10x10x9

small cylinder with
rounded neck - 5x5x7

Base + shade

16x16x34

19x19x24

12x12x17

11x11x17

Trade/Retail Pricing

upon request

upon request

upon request

upon request

Please Note: Overall height may vary slightly depending on harp and socket configuration.”
Each piece is unique. Exact measurements may vary

All lamps are wired in the U.S. using UL-listed components..

Optional wooden or ceramic bases can be customized to each design.

Introductory Placement & Commission Program

Select Strata lamps are available to retail partners through a 90-day introductory placement period. At the end of the 90-day period, we review performance together to determine whether the partnership is the right long-term fit and transition to standard wholesale or custom ordering moving forward.

strata lamp COLLECTION



APEX/Canyon Sand - custom lamp shade



RISE/Basalt Shadow - custom wooden sphere



HALO/Dover White - custom ceramic base + lip



ASCENT/Basalt Shadow

strata Vessel

COLLECTION



Measurement

CROWN
8x8x6

HORIZON
10x10x9

PEAK
5x5x7

Trade/Retail Pricing

CROWN
upon request

HORIZON
upon request

PEAK
upon request

THE ARTIST & THE PROCESS



Designed and handmade in Cambria on California's Central Coast, the Strata Collection by Scott Williams celebrates the quiet beauty of process, place, and the layered character found where land meets sea. Inspired by the region's dramatic cliffs, weathered rock formations, and the steady rhythm of the Pacific, each piece reveals natural strata—distinct clay bodies

After more than thirty years as a creative and design director in the entertainment industry, Scott brings a quiet graphic sensibility—and a practiced eye for rhythm, balance, and storytelling—into every form, where a lifelong language of visual design gently informs the process.

scott@sewceramics.com

 [sew_ceramics](https://www.instagram.com/sew_ceramics)